



RURAL ELECTRIFICATION AGENCY

ENERGY + EMPOWERMENT + EFFICIENCY

POWER AFRICA

A U.S. GOVERNMENT-LED PARTNERSHIP



USAID FROM THE AMERICAN PEOPLE

Mini-Grid Acceleration Scheme

Implemented by:



Instructions: Click on the [Programs](#) tab to access all program documents.

[Getting Started Video](#)

[User Guide](#)

Odyssey Updates

The Odyssey team is committed to providing you the rapid support you need as you try out the platform. Simply enter your comments or questions in the chat box on the screen, and we promise you a quick response.

ECREEE WEEKLY Q&A SESSIONS

Every Tuesday at 2 pm GMT Odyssey will be hosting Q&A sessions for the ECREEE Call for Proposals. JOIN US! (<https://zoom.us/j/506741283>) or

[Read More](#)

View an Odyssey Introductory training session

[Read More](#)

Odyssey has been in the news

Odyssey recently surpassed 550 projects being planned within the software, requiring a total estimated investment of more than USD \$500 m

Check out our latest features in [Greentech Media](#)

[Read More](#)





Programs



☰ Drag here to set row groups

Program Name ▾	Program Owner	Description	Enrolled	Access	Pre-qualification	Pre-Qualification Status	Start Date
<input type="text" value="mas"/> ▾ Rural Electrification Fund - Mini-Grid Ac...	<input type="text"/> ▾ REA Nigeria	<input type="text"/> ▾ The Nigerian Energy Support Program (...)	<input type="text" value="Yes"/> ▾ Yes	<input type="text" value="Invite Only"/> ▾ Invite Only	<input type="text" value="Not Required"/> ▾ Not Required	<input type="text" value="Pre-Qualified"/> ▾ Pre-Qualified	<input type="text" value="01/28/201"/> ▾ 01/28/201

Columns



[← Back](#)

Rural Electrification Fund - Mini-Grid Acceleration Scheme (MAS)

Invite Only, No Pre-qualification

[Home](#)[Documents](#)[Projects](#)

Program Name	Rural Electrification Fund - Mini-Grid Acceleration Scheme (MAS)
Description	The Nigerian Energy Support Program (NESP) Implemented by Deutsche Gesellschaft für Internationale Zusammenarbeit (GIZ) in collaboration with The Federal Ministry of Power, Works, and Housing. Funded by The European Union and the German Government.
Access	Invite Only
Start Date	01-28-2019
End Date	02-28-2019
Bid Review Date	03-03-2019
Pre-qualification Deadline	01-28-2019

← Back

Rural Electrification Fund - Mini-Grid Acceleration Scheme (MAS)

Pre-Qualification

Projects

Documents

<input type="checkbox"/>	Name	Description
<input type="checkbox"/>	<input type="text" value=""/>	
<input type="checkbox"/>	 Documents_1.png	
<input type="checkbox"/>	 Documents_2.png	
<input type="checkbox"/>	 Documents_3.pdf	
<input type="checkbox"/>	 Instructions.png	
<input type="checkbox"/>	 Supplementary_Information.png	



Sample Project 6

- OVERVIEW -
- PRE-DEVELOPMENT
 - Site
 - Survey Data
 - Load
 - Generation Design
 - Distribution Design
 - Costs
 - Revenue
 - Financial
 - Summary
- DEVELOPMENT
 - Tracker

OVERVIEW Project Overview

Have lots of data? Use our Excel templates to quickly upload your data or contact support@odysseyenergysolutions.com for help. [View Templates](#)

- PRE-DEVELOPMENT
- DEVELOPMENT
- OPERATIONS
- SETTINGS

Program: Rural Electrification Fund - Mini-Grid Acceleration Scheme (MAS)

All sections marked Required are required for Rural Electrification Fund - Mini-Grid Acceleration Scheme (MAS) submission.

Site

In this section, you'll provide identifying information about your site including the location and latitude/longitude coordinates.

[View Guide](#) [Edit](#)

Survey Data

If you used the Odyssey Mobile Survey Tool, your results will appear in this section.

[View Guide](#) [Edit](#)



Sample Project 6

- OVERVIEW -
- PRE-DEVELOPMENT
 - Site
 - Survey Data
 - Load
 - Generation Design
 - Distribution Design
 - Costs
 - Revenue
 - Financial
 - Summary
- DEVELOPMENT
 - Tracker

Site Specifications

- Project Overview
- Project Files
- Site Details

Have lots of data? Use our Excel templates to quickly upload your data or contact support@odysseenergy.com for help. [View Templates](#)



Project Name

Executive Summary

B I U [List Icons] [Link Icon] [Image Icon] [Refresh Icon]

This is a sample project

24 / 2000 Characters

Project Type





Sample Project 6

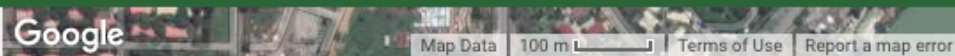
Business Analytics

System

Connections

SETTINGS ▾

Sharing



Country

Nigeria ▾

Program

Rural Electrification Fund - Mir ▾

Tariff Currency

Nigerian Naira ▾

Commercial Operation Date (COD)

01/26/2019

Latitude

9.074

State/Province

Federal Capital Territory ▾

City

Abuja

Exchange Rate

[View Rates](#)

360

Status

Site Surveyed ▾

Longitude

7.41

Save

Cancel





RURAL ELECTRIFICATION AGENCY



Developer

Home

Projects

Files

Programs

Portfolios


RFQs

Start

Trina Tychell ▾

Help ?

Sample Project 5



PRE-DEVELOPMENT ▾

📍 Site

☰ Survey Data

🌱 Load

🏗️ Generation Design

⚡ Distribution Design

💰 Costs

📊 Revenue

📄 Financial

📁 Summary

DEVELOPMENT ▾

📈 Tracker

Site Specifications

Project Overview

Project Files

Site Details

Have lots of data? Use our Excel templates to quickly upload your data or contact support@odysseyenergysolutions.com for help.

View Templates



Drag and drop or **Select Files** to upload

Name ⇅

Description ⇅

No Rows To Show





Sample Project 5

Site Specifications

data or contact support@odysseyenergysolutions.com for help.

view templates

Project Overview Project Files Site Details

Category Name	Value	Unit	Source	Source Detail
Households	600		▼	Oct. 2018 Survey
Population	1,300		Government	▼ Government 2016 Statistics
Population density	25	per km*2	▼ Other	▼
Distance from grid	12.5	km	▼ Government	▼ Government 2016 Statistics
List commercial/industrial facilities	Posho Mill, carpentry		Survey	▼ Oct. 2018 Survey
Number of shops (small)	2		Survey	▼ Oct. 2018 Survey
Key economic activities	Agriculture		Survey	▼ Oct. 2018 Survey
List major agricultural crops, if any	Yams, sorgum, spices		Survey	▼ Oct. 2018 Survey
Min lighting/mobile charging spend per month	50	Nigerian Naira	▼ Survey	▼ Oct. 2018 Survey
Max lighting/mobile charging spend per month	250	Nigerian Naira	▼ Survey	▼ Oct. 2018 Survey
Number of diesel generators	2 in village center		Survey	▼ Oct. 2018 Survey
Min diesel spend per month	1,800	Nigerian Naira	▼ Survey	▼ Oct. 2018 Survey
Max diesel spend per month	210,000	Nigerian Naira	▼ Survey	▼ Oct. 2018 Survey

Save

Cancel



Site

Survey Data

Load

Generation Design

Distribution Design

Costs

Revenue

Financial

Summary

DEVELOPMENT

Tracker

OPERATIONS



Sample Project 6

Baseline System Load ...

Have lots of data? Use our Excel templates to quickly upload your data or contact support@odysseyenergysolutions.com for help.

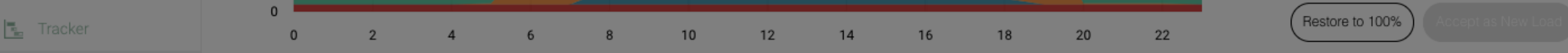
[View Templates](#)



Results will be calculated once you add
Customer Types and Equipment



Sample Project 6



- Tracker
- OPERATIONS
- Business A
- System
- Connection
- SETTINGS
- Sharing

Add Customer Type ✕

Upload 8760

Have an 8760 File? Upload it here.

Create Customer Type

Adding a customer type? Create new customer types here.

Choose From Library

Using the same customer types? Bulk add from library here.

Customer Type ^	Category ^	Tier ^	Customers ^	Avg Daily Load/Cust. (Wh) ^	Avg Daily Load/Type (Wh) ^	Scaling Factor ^	
▼ Metering Load	Internal Load	TIER 1	90	72	6,480	100%	...

Name	Quantity per Customer	Power per equipment (W) or Total Daily Load (Wh)	Avg. Weekday Energy	Avg. Weekend Energy	
Smart Meter	1	3	72 (Wh)	72 (Wh)	...

Add Load


▶ Clinic	Public	TIER 1	1	1,792	1,792	100%	...
----------	--------	--------	---	-------	-------	------	-----

▶ School	Public	TIER 1	2	3,527	7,055	100%	...
----------	--------	--------	---	-------	-------	------	-----



Sample Project 6

Tracker



Restore to 100%

Accept as New Load

OPERATIONS

Business A

System

Connection

SETTINGS

Sharing

Add Customer Type



Upload 8760

Have an 8760 File? Upload it here.

Create Customer Type

Adding a customer type? Create new customer types here.

Choose From Library

Using the same customer types? Bulk add from library here.

Need help? Check out the [8760 Template](#) and [Upload Guide](#) (below).

Download 8760 Template

[8760 Upload Guide](#)

Upload 8760 File

Name	Quantity per Customer	Power per equipment (W) or Total Daily Load (Wh)	Avg. Weekday Energy	Avg. Weekend Energy
------	-----------------------	--	---------------------	---------------------

Smart Meter	1	3	72 (Wh)	72 (Wh)
-------------	---	---	---------	---------

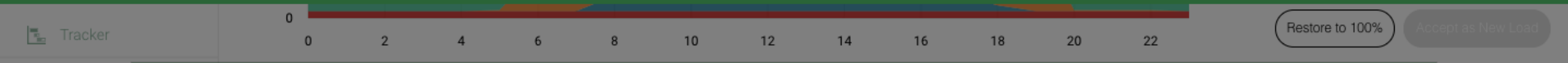
Add Load

▶ Clinic	Public	TIER 1	1	1,792	1,792	100%
----------	--------	--------	---	-------	-------	------

▶ School	Public	TIER 1	2	3,527	7,055	100%
----------	--------	--------	---	-------	-------	------



Sample Project 6



Add Customer Type

Upload 8760
Have an 8760 File? Upload it here.

Create Customer Type
Adding a customer type? Create new customer types here.

Choose From Library
Using the same customer types? Bulk add from library here.

Tier:

Customer Category:

- ✓ Residential
- Commercial
- Public
- Productive
- Anchor
- Internal Load

Customer Type Name:

Number of Customers:

Save

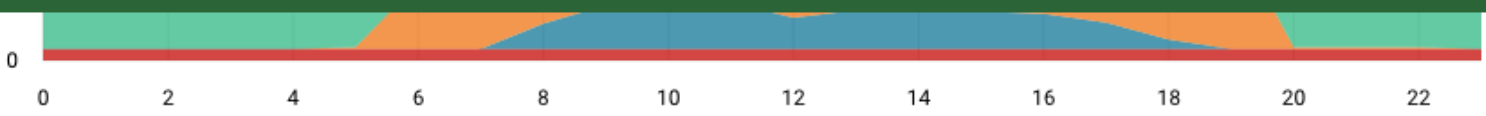
Smart Meter			3	72 (Wh)	72 (Wh)	...	
▶ Clinic	Public	TIER 1	1	1,792	1,792	100%	...
▶ School	Public	TIER 1	2	3,527	7,055	100%	...

Add Load



Sample Project 6

- DEVELOPMENT
 - Tracker
- OPERATIONS
 - Business Analytics
 - System
 - Connections
- SETTINGS
 - Sharing



[Restore to 100%](#) [Accept as New Load](#)

Customer Types

[Collapse All](#) [Add Customer Type](#)

Customer Type ^	Category ⇅	Tier ⇅	Customers ⇅	Avg Daily Load/Cust. (Wh) ⇅	Avg Daily Load/Type (Wh) ⇅	Scaling Factor ⇅	
▼ Metering Load	Internal Load	TIER 1	90	72	6,480	100%	...

Name	Quantity per Customer	Power per equipment (W) or Total Daily Load (Wh)	Avg. Weekday Energy	Avg. Weekend Energy	
Smart Meter	1	3	72 (Wh)	72 (Wh)	...

[Add Load](#)

▶ Clinic	Public	TIER 1	1	1,792	1,792	100%	...
----------	--------	--------	---	-------	-------	------	-----



Sample Project 6

- Tracker
- OPERATIONS
 - Business Analytics
 - System
 - Connections
- SETTINGS
 - Sharing

Add Load ✕

Equipment Name / Total Load

Quantity per Customer **Power per equipment (W) or Total Daily Load (Wh)**

Usage Profile

Select the hours your load will be in use: (Hour 0 is 0:00 - 1:00). [Click here to use am/pm format.](#)

For All Days:

Utilization Factor (%) by Hour:

0	1	2	3	4	5	6	7	8	9	10	11	12	13	14	15	16	17	18	19	20	21	22	23
0	0	0	0	0	0	0	0	0	0	0	0	0	0	0	0	0	0	0	0	0	0	0	0

Weekdays and weekends are the same:

[Add Custom Month](#)

Save
Cancel

Restore to 100%
Accept as New Load

Collapse All
Add Customer Type

pe (Wh) ⚡ Scaling Factor ⚡

100%
⋮

Avg. Weekend Energy

72 (Wh)
⋮

Add Load

100%
⋮

100%
⋮

✉

Sample Project 6

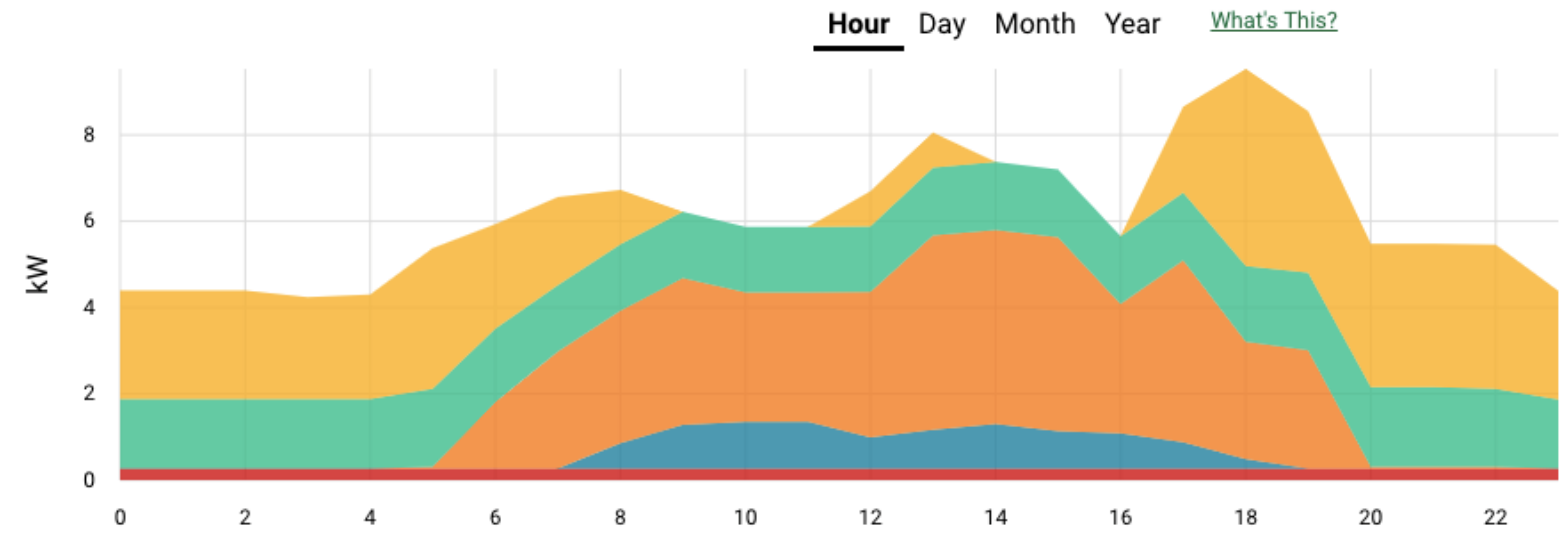
- OVERVIEW -
- PRE-DEVELOPMENT
 - Site
 - Survey Data
 - Load**
 - Generation Design
 - Distribution Design
 - Costs
 - Revenue
 - Financial
 - Summary
- DEVELOPMENT
 - Tracker
- OPERATIONS

Baseline System Load ...

Have lots of data? Use our Excel templates to quickly upload your data or contact support@odysseyenergysolutions.com for help. [View Templates](#)

146.46 Avg. Daily Load (kWh/d) | 91 Customer Connections | 9.73 Peak kW | 18 Peak Hour

[Download Time Series](#)



Show & Scale Load [What's This?](#)

Click the customer type label to toggle on/off

Set Maximum 200%

- Residential 100%
- Commercial 100%
- Productive 100%
- Public 100%
- Internal Load 100%

[Restore to 100%](#) [Accept as Is](#)



Sample Project 6

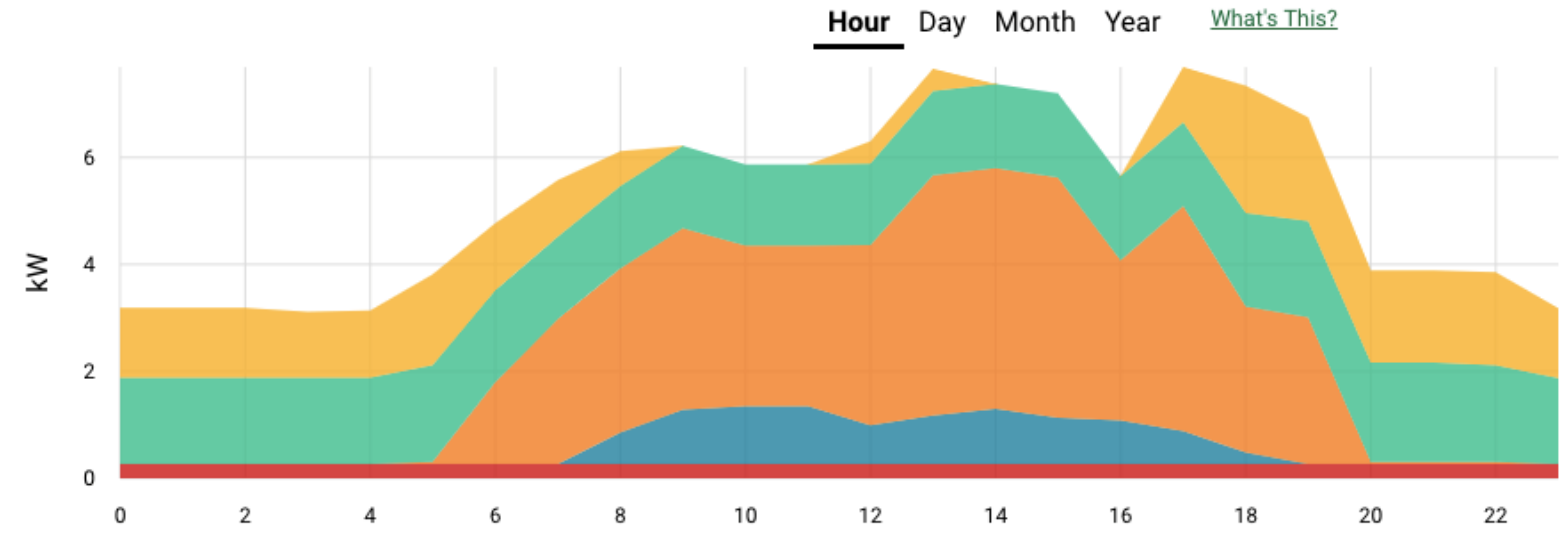
- OVERVIEW -
- PRE-DEVELOPMENT
 - Site
 - Survey Data
 - Load**
 - Generation Design
 - Distribution Design
 - Costs
 - Revenue
 - Financial
 - Summary
- DEVELOPMENT
 - Tracker
- OPERATIONS

Baseline System Load ...

Have lots of data? Use our Excel templates to quickly upload your data or contact support@odysseyenergysolutions.com for help. [View Templates](#)

146.46 Avg. Daily Load (kWh/d) | 91 Customer Connections | 9.73 Peak kW | 18 Peak Hour

[Download Time Series](#)



Show & Scale Load [What's This?](#)

Click the customer type label to toggle on/off

Customer Type	Slider	Set Maximum
Residential	<input type="range" value="52%"/>	200% / 52%
Commercial	<input type="range" value="100%"/>	100%
Productive	<input type="range" value="100%"/>	100%
Public	<input type="range" value="100%"/>	100%
Internal Load	<input type="range" value="100%"/>	100%

[Restore to 100%](#) [Accept as N](#)



Sample Project 6

- OVERVIEW -
- PRE-DEVELOPMENT
 - Site
 - Survey Data
 - Load
 - Generation Design**
 - Distribution Design
 - Costs
 - Revenue
 - Financial
 - Summary
- DEVELOPMENT
 - Tracker
- OPERATIONS

Have lots of data? Use our Excel templates to quickly upload your data or contact support@odysseyenergysolutions.com for help. [View Templates](#)

Generation Designs

Below is a list of all generation designs you have created for this load. To let us know which load and design you would like to use for future calculations, you must select one as your final design by clicking the **...** and selecting as a final design.

[Create New Generation Design](#)

- New Design
- Create from Library

Name	Source	Solar PV	Generator	Storage	Load Met	Renewable Fraction	OPEX	CAPEX	
Sample Generation System	HOMER	45 kW	Diesel, 10 kW	165 kWh, Lead Acid	Not Calculated	Not Calculated	\$1,172.00/yr	\$74,375.00	Final Design ...



Sample Project 6

- OVERVIEW -
- PRE-DEVELOPMENT
 - Site
 - Survey Data
 - Load
 - Generation Design**
 - Distribution Design
 - Costs
 - Revenue
 - Financial
 - Summary
- DEVELOPMENT
 - Tracker
- OPERATIONS

Generation Design

Have lots of data? Use our Excel templates to quickly upload your data or contact support@odysseyenergysolutions.com for help. [View Templates](#)

To use this as your final design, click Finalize Design. [Why we do this?](#) Finalize Design Save and Return to List

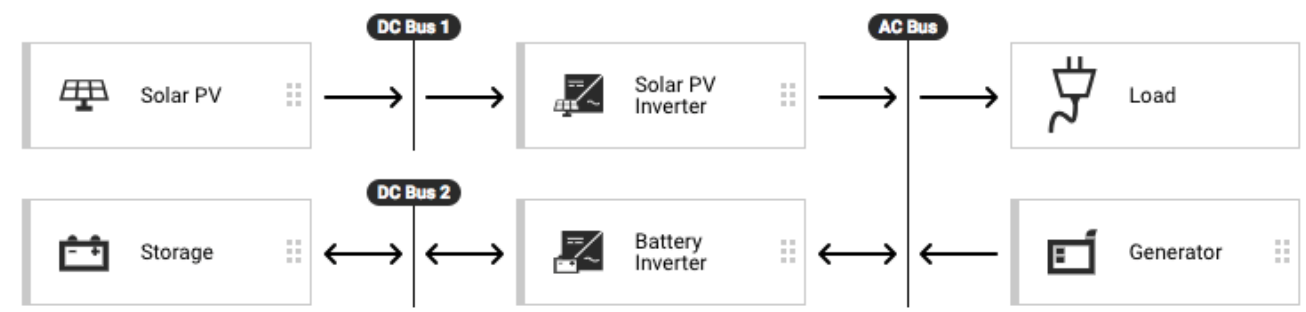
Sample

Model with HOMER: Enabled 


AC-Coupled System DC-Coupled System

AC-Coupled System Components

Drag and Drop components into your custom generation design.



Other Components



Sample Project 6

System

Connections

SETTINGS

Sharing

Generation Design

Powered By: HOMER Energy

Run HOMER

Check Results

[How does this work?](#)

Drag and Drop a component from above to add it to your design

Solar PV
(Not Saved)

Details

Optimize Sizing: Enabled

Total PV Capacity: kW

Panels Make:

Panels Model:

Total Scaling Cost: /kW

[Add Specific Costs](#)

Replacement Needed: Yes No

Apply Default Values

Save Component

Input Constraints

Min. Renewable Fraction: %

Min. Load Availability: %

System Oversizing Factor: %
[What's this?](#)

System Losses: %

Discount Rate: %

Model Output

Renewable Fraction: Not Calculated

Load Availability: Not Calculated




Sample Project 6

SETTINGS

Sharing

Drag and Drop a component from above to add it to your design

 **Solar PV**
(Not Saved)

Details

Optimize Sizing: Enabled

Total PV Capacity:

HOMER Output kW

Panels Make:

Generic

Panels Model:

Generic

Total Scaling Cost:

\$ 500 /kW

[Hide Specific Costs](#)

Panels CAPEX:

\$ 500 /kW

Panel Racking:

\$ Racking /kW

Panel Foundations:

\$ Foundations /kW

Additional Panels Scaling Costs:

\$ /kW

[Remove and Aggregate Specific Costs](#)

Replacement Needed:

Yes No

Input Constraints

Min. Renewable Fraction: %

Min. Load Availability: %

System Oversizing Factor: %
[What's this?](#)

System Losses: %

Discount Rate: %

Model Output

Renewable Fraction: Not Calculated


Load Availability: Not Calculated


Excess Electricity: Not Calculated

Cost of Energy: Not Calculated




Sample Project 6

SETTINGS 

 Sharing

-  **Solar PV**
Not Calculated

-  **Solar PV Inverter**
Not Calculated

-  **Solar PV Inverter**
(Not Saved)

-  **Battery Inverter**
Not Calculated

-  **Generator** ...
Not Calculated

Optimize Sizing: Enabled

Details

Generator Capacity:	Not Calculated
Generator Make:	Generic
Generator Model:	Generic
Total Scaling Cost:	\$300.00/kW Add Specific Costs
O&M:	\$0.01/kW/hr
Runtime per year:	Not Calculated
Fuel Type:	<input type="text" value="Diesel"/>
Fuel Price:	\$1.00/L
Fuel Usage:	Not Calculated
Replacement Needed:	No

Input Constraints

Min. Renewable Fraction:	<input type="text"/>	%
Min. Load Availability:	<input type="text"/>	%
System Oversizing Factor: What's this?	<input type="text"/>	%
System Losses:	<input type="text"/>	%
Discount Rate:	<input type="text" value="10"/>	%

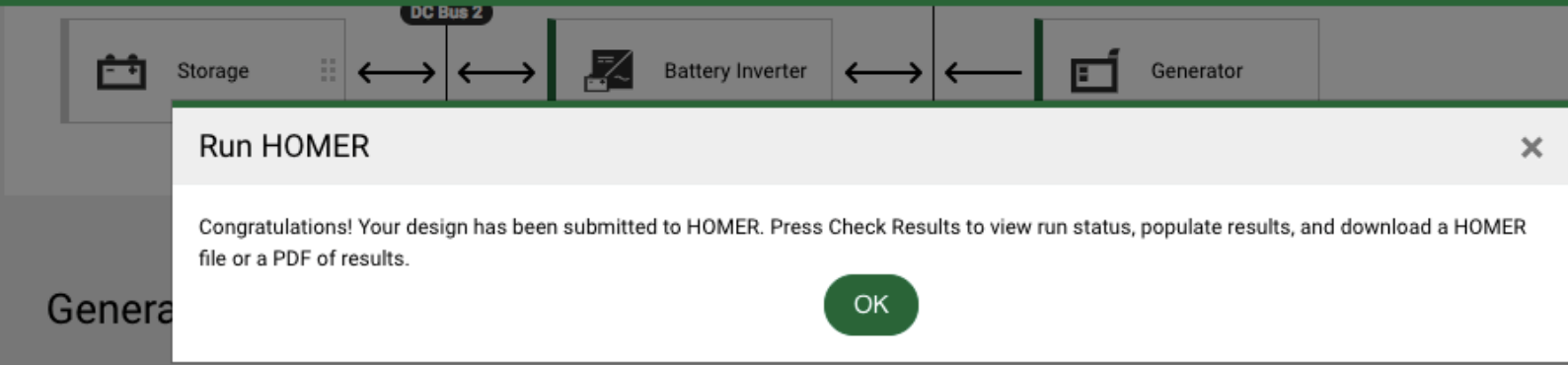
Model Output

Renewable Fraction:	Not Calculated
Load Availability:	Not Calculated
Excess Electricity:	Not Calculated
Cost of Energy:	Not Calculated



Sample Project 6

- DEVELOPMENT
 - Tracker
- OPERATIONS
 - Business Analytics
 - System
 - Connections
- SETTINGS
 - Sharing



Run HOMER ✕

Congratulations! Your design has been submitted to HOMER. Press Check Results to view run status, populate results, and download a HOMER file or a PDF of results.

OK

Component	Status	Details	Optimize Sizing: Enabled
Solar PV	Not Calculated	<p>Total PV Capacity: Not Calculated</p> <p>Panels Make: Generic</p> <p>Panels Model: Generic</p> <p>Total Scaling Cost: \$500.00/kW Add Specific Costs</p> <p>Replacement Needed: No</p>	
Solar PV Inverter	Not Calculated		
Solar PV Inverter	Not Calculated		
Battery Inverter	Not Calculated		
Generator			

Input Constraints

Min. Renewable Fraction:	<input type="text" value="60"/>	%
Min. Load Availability:	<input type="text" value="99"/>	%
System Oversizing Factor: What's this?	<input type="text" value="10"/>	%
System Losses:	<input type="text" value="5"/>	%
Discount Rate:	<input type="text" value="10"/>	%



Model Output

Sample Project 6

DEVELOPMENT

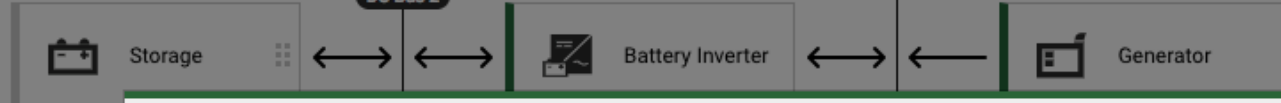
- Tracker

OPERATIONS

- Business Analytics
- System
- Connections

SETTINGS

- Sharing



Input Constraints

Min. Renewable Fraction:	60	%
Min. Load Availability:	99	%
System Oversizing Factor: What's this?	10	%
System Losses:	5	%
Discount Rate:	10	%

- Solar PV Inverter
Not Calculated
- Solar PV Inverter
Not Calculated
- Battery Inverter
Not Calculated
- Generator

Panels Make:	Generic
Panels Model:	Generic
Total Scaling Cost:	\$500.00/kW Add Specific Costs
Replacement Needed:	No

HOMER Run Dashboard ✕

Run Date	Status	Message	Download
Jan 29, 2019, 3:57:40 AM	Done		


These results are a direct output from HOMER's optimization tool. For more information on HOMER's calculations and design modeling see [their manual](#)


Have questions on your HOMER run? Looking for more details on your HOMER results? Contact us via the chat box and the Odyssey team will give you a prompt response!


Close





Sample Project 6


SETTINGS 


 Sharing

 **Solar PV**
57.5 kW

 **Storage**
190.16 kWh

 **Solar PV Inverter**
57.5 kVA

 **Battery Inverter**
17.88 kVA

 **Generator**
12 kW

Optimize Sizing: Enabled

Details

Total PV Capacity:	57.5 kW
Panels Make:	Generic
Panels Model:	Generic
Total Scaling Cost:	\$500.00/kW Add Specific Costs
Replacement Needed:	No

Total Panels Scaling Costs: \$28,750.00

Input Constraints

Min. Renewable Fraction:	<input type="text" value="90"/>	%	
Min. Load Availability:	<input type="text" value="99"/>	%	
System Oversizing Factor: What's this?	<input type="text" value="10"/>	%	
System Losses:	<input type="text" value="5"/>	%	
Discount Rate:	<input type="text" value="10"/>	%	

Model Output

Renewable Fraction:	90.04%
Load Availability:	100%
Excess Electricity:	28%
Cost of Energy:	\$0.23/kWh



Sample Project 6

OPERATIONS

Business Analytics

System

Connections

SETTINGS

Sharing


Generation Design

Powered By:  HOMER Energy

Run HOMER

Check Results

[How does this work?](#)

 **Solar PV**
57.5 kW



Details

Optimize Sizing: Disabled

Total PV Capacity: kW

Panels Make: Generic


Panels Model: Generic

Total Scaling Cost: \$500.00/kW

[Add Specific Costs](#)

Replacement Needed: No

Total Panels Scaling Costs: \$28,750.00

 **Storage**
190.16 kWh

 **Solar PV Inverter**
57.5 kVA

 **Battery Inverter**
17.88 kVA

 **Generator**
12 kW

Input Constraints

Min. Renewable Fraction: %

Min. Load Availability: %

System Oversizing Factor: %

[What's this?](#)

System Losses: %

Discount Rate: %

Model Output

Renewable Fraction: 90.04%



Sample Project 6

PRE-DEVELOPMENT

- Site
- Survey Data
- Load
- Generation Design**
- Distribution Design
- Costs
- Revenue
- Financial
- Summary

DEVELOPMENT

Tracker

OPERATIONS

Business Analytics

System

To use this as your final design, click Finalize Design. [Why we do this?](#)

Finalize Design

Save and Return to List

Sample Generation

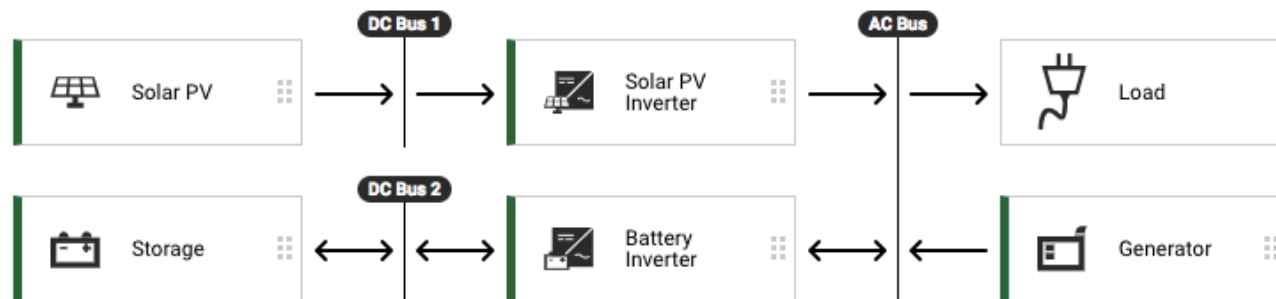
Model with HOMER: Disabled



AC-Coupled System DC-Coupled System

AC-Coupled System Components

Drag and Drop components into your custom generation design.



Other Components

Balance of System and Fixed Costs

Generation Design



Sample Project 6

- OVERVIEW -

PRE-DEVELOPMENT ▾

- Site
- Survey Data
- Load
- Generation Design**
- Distribution Design
- Costs
- Revenue
- Financial
- Summary

DEVELOPMENT ▾

- Tracker

OPERATIONS ▾

Have lots of data? Use our Excel templates to quickly upload your data or contact support@odysseyenergysolutions.com for help. View Templates

Generation Designs













Below is a list of all generation designs you have created for this load. To let us know which load and design you would like to use for future calculations, you must select one as your final design by clicking the ••• and selecting as a final design.

Create New Generation Design ▾

Name	Source	Solar PV	Generator	Storage	Load Met	Renewable Fraction	OPEX	CAPEX	
Sample Generation	Manual	58 kW	Diesel, 12 kW	190.16 kWh, Lead Acid	100%	90.04%	\$1,120.00/yr	\$100,148.00	Final Design •••
Sample Generation System	HOMER	45 kW	Diesel, 10 kW	165 kWh, Lead Acid	<i>Not Calculated</i>	<i>Not Calculated</i>	\$1,172.00/yr	\$74,375.00	•••



Sample Project 6

-  Site
-  Survey Data
-  Load
-  Generation Design
-  **Distribution Design**
-  Costs
-  Revenue
-  Financial
-  Summary
- DEVELOPMENT** ▾
-  Tracker
- OPERATIONS** ▾
-  Business Analytics
-  System

Upload Excel Download Template

Distribution Network [What should I add here?](#) \$195/connection \$17,750

<input type="checkbox"/>	Type ⇅	Details ⇅	Quantity ⇅	Unit Cost ⇅	Unit ⇅	Total Cost ⇅
<input type="checkbox"/>	Cabling	Cabling & Poles: 50 kVA	1500	\$10.00	meter	\$15000.00
<input type="checkbox"/>	Cabling	Cabling & Poles: 100 kVA	100	\$15.00	meter	\$1500.00
<input type="checkbox"/>	Cabling	Cabling & Poles: 150 kVA	50	\$25.00	meter	\$1250.00
<input checked="" type="checkbox"/>	Cabling	-	0	0	Unit	\$0.00

- Cabling
- Installation
- Other
- Poles
- Protections
- Shipping & Customs
- Transformers

Delete Add

Customer Connections [What should I add here?](#) \$72/connection \$6,535

<input type="checkbox"/>	Type ⇅	Details ⇅	Quantity ⇅	Unit Cost ⇅	Unit ⇅	Total Cost ⇅
<input type="checkbox"/>	Metering	Single-phase Meter & Customer Conne...	88	\$70.00	customer	\$6160.00
<input type="checkbox"/>	Metering	Three-phase Meter & Customer Conne...	3	\$125.00	customer	\$375.00





Sample Project 6

DEVELOPMENT

Tracker

OPERATIONS

Business Analytics

System

Connections

SETTINGS

Sharing

Customer Connections

[What should I add here?](#)

\$72/connection

\$6,535

<input type="checkbox"/>	Type	Details	Quantity	Unit Cost	Unit	Total Cost
<input type="checkbox"/>	Metering	Single-phase Meter & Customer Conne...	88	\$70.00	customer	\$6160.00
<input type="checkbox"/>	Metering	Three-phase Meter & Customer Conne...	3	\$125.00	customer	\$375.00

Delete

Add

Distribution Design Files



Drag and drop or [Select Files](#) to upload

<input type="checkbox"/>	Name	Description
	<input type="text"/>	



Sample Project 6

- OVERVIEW -
- PRE-DEVELOPMENT
 - Site
 - Survey Data
 - Load
 - Generation Design
 - Distribution Design
 - Costs**
 - Revenue
 - Financial
 - Summary
- DEVELOPMENT
 - Tracker
- OPERATIONS
 - Business Analytics

Costs

Have lots of data? Use our Excel templates to quickly upload your data or contact support@odysseyenergysolutions.com for help. [View Templates](#)

[Upload Excel](#) [Download Template](#)

General Costs [What should I add here?](#) \$0

Type	Details	Quantity	Unit Cost	Unit	Total Cost
<input type="checkbox"/>	Training	-	0	\$0.00	Unit \$0.00
<input checked="" type="checkbox"/>	Customer Acquisition	0	0	Unit	\$0.00

- Installation
- Insurance
- Land
- Logistics
- Other
- Permits
- Project Management
- Shipping
- Site Preparation
- Training
- Travel

[Delete](#) [Add](#)

Baseline [What should I add here?](#) \$3,700/yr

Type	Details	Quantity	Unit Cost	Unit	Total Cost
<input type="checkbox"/>	O&M	1	\$2500.00/yr	unit	\$2500.00/yr



Sample Project 6

- OVERVIEW -
- PRE-DEVELOPMENT
 - Site
 - Survey Data
 - Load
 - Generation Design
 - Distribution Design
 - Costs
 - Revenue**
 - Financial
 - Summary
- DEVELOPMENT
 - Tracker
- OPERATIONS
 - Business Analytics

Revenues

collected as : US Dollars Nigerian Naira

\$28


Connection Fees

\$22,426

Annual Revenue

\$1,869

Average Monthly Revenue

 You can apply tariffs across multiple customer types using the "Assign Tariffs" button. [Help](#) Assign Tariffs

Customer Type	Tier	Customers	Avg Daily Load/Cust. (Wh)	Avg Daily Load/Type (Wh)
▶ Clinic	TIER 1 - Public	1	1,792.18	1,792.18
▶ School	TIER 1 - Public	2	3,527.26	7,054.52
▼ Large Household	TIER 3 - Residential	10	1,866.46	18,664.59

\$28

Initial Revenue

\$3,406

Annual Revenue

100%

Limit Applied

US Dollars

Nigerian Naira

Connection Fee



Sample Project 6

- Revenue
- Financial
- Summary
- DEVELOPMENT
 - Tracker
- OPERATIONS
 - Business Analytics
 - System
 - Connections
- SETTINGS
 - Sharing

Large Household	TIER 3 - Residential	10	1,866.46	18,664.59
-----------------	----------------------	----	----------	-----------

\$28 Initial Revenue	\$2,868 Annual Revenue	100% Limit Applied
-------------------------	---------------------------	-----------------------

	US Dollars	Nigerian Naira
Connection Fee	2.7777778	1000
Monthly Fee	0	0

Tariff Type

- Off
 Standard
 Block

*The Tier Max Energy on the last line should be left blank. Any value here will be discarded when saved.

Tier Min Energy (kWh/Month)	Tier Max Energy (kWh/Month)	USD per kWh	NGN per kWh
0	3	0.500000004	180
3		0.41666667	150 

Add Block



Sample Project 6

Tier Min Energy (kWh/Month)	Tier Max Energy (kWh/Month)	USD per kWh	NGN per kWh
0	3	0.500000004	180
3		0.41666667	150 

Add Block

Time of Use Plan

Off
 Standard Plan

*Please enter start and end times for the TOU block, such that entering a start time of 8 and an end time of 16 would mean an adjustment to power use between 8:00am and 4:00pm (8:00 and 16:00), and would not apply for any of the 4:00pm (16:00) hour.

Start Time	End Time	Modifier % ?
10	20	80 

Add Time Period

Save

Cancel

▶ Medium Household	TIER 2 - Residential	30	795.73	23,871.88
--------------------	----------------------	----	--------	-----------



Sample Project 6

- OVERVIEW -
- PRE-DEVELOPMENT
 - Site
 - Survey Data
 - Load
 - Generation Design
 - Distribution Design
 - Costs
 - Revenue**
 - Financial
 - Summary
- DEVELOPMENT
 - Tracker
- OPERATIONS
 - Business Analytics

Revenues

collected as : US Dollars Nigerian Naira

\$28


Connection Fees

\$22,426

Annual Revenue

\$1,869

Average Monthly Revenue

 You can apply tariffs across multiple customer types using the "Assign Tariffs" button. [Help](#) Assign Tariffs

Customer Type	Tier	Customers	Avg Daily Load/Cust. (Wh)	Avg Daily Load/Type (Wh)
▶ Clinic	TIER 1 - Public	1	1,792.18	1,792.18
▶ School	TIER 1 - Public	2	3,527.26	7,054.52
▼ Large Household	TIER 3 - Residential	10	1,866.46	18,664.59

\$28

Initial Revenue

\$3,406

Annual Revenue

100%

Limit Applied

US Dollars

Nigerian Naira

Connection Fee





Enter revenue assumptions

Projects Selected: Sample Project 6

(Required) Apply revenue model to customer categories:

2 checked ▾

(Optional) Apply only to customer types that contain:

Small

Selected Customer Types

- ✓ Residential
- ✓ Commercial

US Dollars

Connection Fee

20

Monthly Fee

10

Tariff Type

Off Standard Block

US Dollars/kWh

Standard Rate

0.5

Time of Use Plan



Sample Project 6

- OVERVIEW -

PRE-DEVELOPMENT

- Site
- Survey Data
- Load
- Generation Design
- Distribution Design
- Costs
- Revenue

Financial

Summary

DEVELOPMENT

Tracker

OPERATIONS

Project Financials

Have lots of data? Use our Excel templates to quickly upload your data or contact support@odysseenergy.com for help.

View Templates

Financial Model Template

Odyssey Financial Model

What is the project's life span? (years)

20

In the beginning of which year do you expect to hit your baseline load?

3

This is the load that you built in the Customers Section. This is typically beginning Year 2, to address initial customer ramp in the first year.

Uptake and Growth

How do you expect the load and costs to ramp to baseline and grow throughout the life of the project?

Ramp

Enter a number between 0 and 100 which will calculate the Number of Customers and Load per Customer as a percentage of your baseline. If 50% of your baseline

Baseline

Your baseline year reflects the figures entered into Load, Revenue, and Costs. This will always be 100.

Growth

The growth beyond the baseline year will be the percentage growth from the previous year. For example, 30 in Year 3 means 30% growth above Year 2.



Sample Project 6

- System
- Connections
- SETTINGS
- Sharing

Reminder: All numbers are converted to percentages. Entering 20 here means 20%.

Year of plant operation		1	2	3	4	5	6	7	8	9	10	11	12	13	14	15
Load Growth		Ramp (%)		Baseline (%)	Growth (%)											
Residential	Number of Customers	75	90	100	5	4	2	1	1	1	0	0	0	0	0	0
	Load per Customer	100	100	100	2	1	1	0	0	0	0	0	0	0	0	0
Commercial	Number of Customers	75	90	100	5	4	3	3	1	1	0	0	0	0	0	0
	Load per Customer	100	100	100	2	2	2	2	0	0	0	0	0	0	0	0
Productive	Number of Customers	75	90	100	2	2	2	1	1	1	0	0	0	0	0	0
	Load per Customer	100	100	100	2	2	2	2	0	0	0	0	0	0	0	0
Public	Number of Customers	75	90	100	2	2	2	1	1	1	0	0	0	0	0	0
	Load per Customer	100	100	100	0	0	0	0	0	0	0	0	0	0	0	0
Anchor	Number of Customers	75	90	100	0	0	0	0	0	0	0	0	0	0	0	0
	Load per Customer	100	100	100	0	0	0	0	0	0	0	0	0	0	0	0
Total Load Growth					5.76	4.81	3.86	2.80	1.00	1.00	0.00	0.00	0.00	0.00	0.00	0.00
Costs Growth																
OPEX		75	90	100	3	3	3	3	3	3	3	3	3	3	3	3
Fuel Cost		0	0	0	0	0	0	0	0	0	0	0	0	0	0	0

The growth rate applies to all years after baseline.

% **Annual Tariff Escalation**



Sample Project 6

The growth rate applies to all years after baseline.

 %

Annual Tariff Escalation

Additional Revenues and Costs

Note: If you have forecasted load growth beyond the capacity of your system, make sure to add expansion costs here.

Year of plant operation	1	2	3	4	5	6	7	8	9	10	11	12	13	14	15	16
Additional replacement/expansion costs	100	100	100	3	3	3	3	3	3	3	3	3	3	3	3	3
Appliance program revenues	0	0	0	0	0	0	0	0	0	0	0	0	0	0	0	0
Appliance program costs	0	0	0	0	0	0	0	0	0	0	0	0	0	0	0	0
Other revenues	0	0	0	0	0	0	0	0	0	0	0	0	0	0	0	0
Other costs	0	0	0	0	0	0	0	0	0	0	0	0	0	0	0	0

Sensitivities





Sample Project 6

Sensitivities

Your settings here will affect your project financials. This information will factor into the data you share with investors and vendors when you create portfolios and RFQs.

 %

Under expected target load

 %

Annual non-technical revenue loss

 %

Project cost overrun (% above expected)

Expected grant changes only your IRR and payback calculations. Once you have created a portfolio with this project, be sure to include specific grant information in the Capitalization Stack section of your portfolio introduction.

 %

Expected Grant (As % of Capex)

 \$

Expected Grant (As \$ Per Connection)

Save and Run Calculation

Financials calculated using: **Odyssey Financial Model**

Download Project Financial Model

Upload Project Financial Model

Project-only Financials

Based on project cashflows only (unlevered, pre-tax).





Sample Project 6

[Save and Run Calculation](#)Financials calculated using: **Odyssey Financial Model**[Download Project Financial Model](#)[Upload Project Financial Model](#)

Project-only Financials

Based on project cashflows only (unlevered, pre-tax).

IRR **14.19%**Payback **8 years**LCOE **\$0.22 / kWh**

ARPU

Adjusted CAPEX	\$130,654.65
Residential ARPU	\$8.11
Commercial ARPU	\$57.17
Public ARPU	\$44.85
Productive ARPU	\$188.02
Anchor ARPU	\$0.00

Financial Metrics

Total Revenues (Project Life)	\$621,976.12
Total Expenses (Project Life)	\$96,097.14
financial-results-arpu.total-margin-label	\$26,293.95
CAPEX	\$124,433.00
CAPEX / Connection	\$1,252.97
kWh Sold at Baseline	45,377.04 kWh

[Update Results](#)

Sample Project 6

Update Results

Overall Financials

These financials include leverage and tax assumptions, as well as related business cashflows entered in the Excel financial model.

IRR **7.75%**

Payback **12 years**

Financial Metrics

NPV to Equity

Min DSCR

N/A

Average DSCR

1.25

Update Results

Sample Project 6

- OVERVIEW -
- PRE-DEVELOPMENT
 - Site
 - Survey Data
 - Load
 - Generation Design
 - Distribution Design
 - Costs
 - Revenue
 - Financial
 - Summary**
- DEVELOPMENT
 - Tracker
- OPERATIONS

Abuja, Nigeria

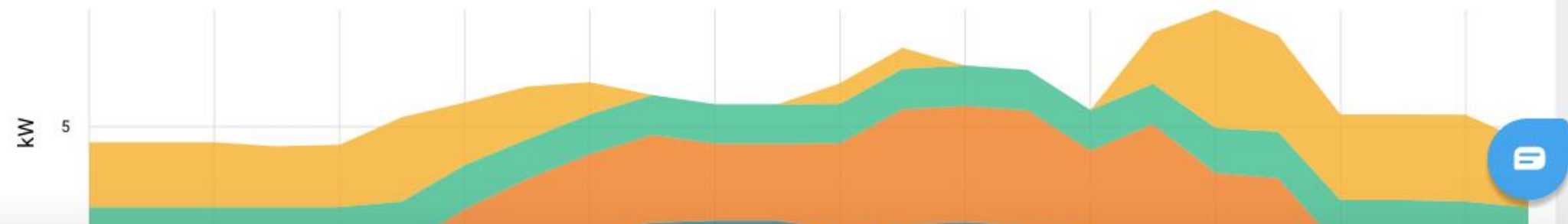
Executive Summary:
This is a sample project



Customers

Daily Load Profile - Baseline

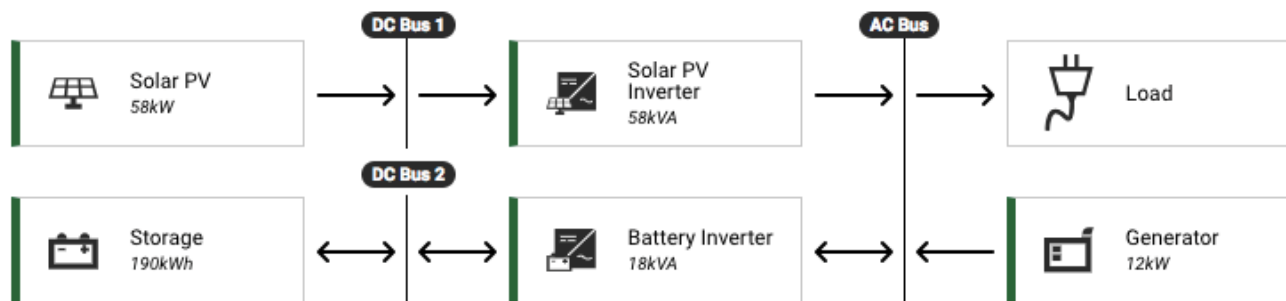
Shows: Residential Commercial Public Productive Internal Load



Sample Project 6

Generation Design

Sample Generation



Other Components

 Balance of System and Fixed Costs

Input Constraints

Min. Renewable Fraction:	90%
Min. Load Availability:	99%
System Losses:	5%
Discount Rate:	10%

Model Output

Renewable Fraction:	90.04%
Load Availability:	100%
Excess Electricity:	28%
Cost of Energy:	\$0.23/kWh

Project Costs

\$124,433
 Total CAPEX

\$4,820
 Total OPEX/yr

\$1,367
 Installed CAPEX/connection





Sample Project 6

Project Costs

\$124,433

Total CAPEX

\$4,820

Total OPEX/yr

\$1,367

Installed CAPEX/connection

\$0 / 0%



\$124,433 / 100%

■ Generation
 ■ Distribution Network
 ■ Customer Connections
 ■ General Costs

▶ Generation	\$1,742/kWp	\$100,148
▶ Distribution Network	\$195/connection	\$17,750
▶ Customer Connections	\$72/connection	\$6,535
▶ General Costs		\$0
▶ Operating Expenditures - Baseline		\$4,820/yr



Sample Project 6

▶ General Costs

\$0

▶ Operating Expenditures - Baseline

\$4,820/yr

Financials

Lifetime Revenues

\$621,976

Lifetime Expenses

\$96,097

Average Yearly Operating Margin

\$26,294/yr

Adjusted CAPEX

\$130,655

with 5% CAPEX Overrun

Pro Forma

Simple Payback

8 Years

with a 0% Grant

Unlevered Project IRR

14.19%

with a 0% Grant



My Projects Shared Projects

Create Portfolio

Clipboard, List, Chart, Document, Delete icons

Selected Projects: Sample Project 6

Create Project(s), Settings, Menu, Refresh icons

Tip: Drag any project header to the area below to group your projects into folders. Check out the [Help Guide](#) to learn how to use pivot tables on your pipeline.

Reset Filters Export List

Drag here to set row groups

<input checked="" type="checkbox"/>	Project Name	Country	State/Province	Customers	PV Capacity (kW)	Total CAPEX	Ex
<input checked="" type="checkbox"/>	sample project 6						m
<input checked="" type="checkbox"/>	Sample Project 6	Nigeria	Federal Capital Territory	91	57.5	\$130,654.65	01

Columns Filters

Total Rows: 22 Filtered: 1 Selected: 1



Project Group 3

- Overview
- Introduction
- Business Plan
- Project Data
- Data Room**

Data Room



Drag and drop or [Select Files](#)

Folder or File Name	Size
<input type="checkbox"/> <input type="checkbox"/> Project Group 3	756 KB
<input type="checkbox"/> <input type="checkbox"/> Contracts	756 KB
<input type="checkbox"/> Documents_1.png	82 KB
<input type="checkbox"/> Documents_2.png	674 KB
<input type="checkbox"/> Financial Statements	0 KB
<input type="checkbox"/> Agreements	0 KB



[My Projects](#)[Shared Projects](#)

Create Portfolio

Portfolio Name**Selected projects:**

1. Sample Project 6

What would you like to do with this portfolio?

- Create Portfolio for Financing (Tenders, RFPs, Investors)
 Create RFQ for Vendors

[Cancel](#)[Create](#)

Portfolios

- Portfolios
- Investor Profiles

To create a new portfolio, add projects from the [Projects Page](#)

Portfolio Name	Status	
MAS submission	Draft	Rural Electrification Fund - Mini-Grid Acceleration Scheme (MAS) ⋮

You don't have any investor interest yet. You can continue to add data to your portfolio and expose it for investors once they are interested.

Project Group 3	Draft	⋮
-----------------	-------	----------------

Odyssey Energy Solutions-Finance [View Investor message and details](#)

Project Group 2	Draft	⋮
-----------------	-------	----------------



MAS submission

Overview

Introduction

Business Plan

Project Data

Data Room

Level 1

Introduction

Edit

Your introduction is the first set of information that investors will see about your portfolio. The more specific you are the better the chance you'll get a match.

Level 2

Business Plan

Edit

Now is the time to provide a more complete summary of your portfolio. The goal of this section is to introduce an investor to your projects and general business model and approach.

Level 3

Project Data

Edit

In this section you'll see all the projects you've included in this portfolio.

Level 4

Data Room

Edit



MAS submission

- Overview
- Introduction**
- Business Plan
- Project Data
- Data Room

Define your Introduction

If you publish this portfolio to the Finance Marketplace, investors will see the summary information below and your organization's public profile. To edit your profile, [click here](#).

Save Draft

Portfolio Actions

Description *

Provide an overview of this portfolio, including your target markets, key characteristics about your customers and load, unique aspects of your business model, and any other relevant information about your business plan.

B *I* U     

Example description

P 

19 / 4000 Characters

How would you like to visually represent your portfolio?

Photos go a long way! If you have an image to showcase your projects, make sure to upload it.

- Map with Location Pins
- Upload Image



MAS submission

- Overview
- Introduction**
- Business Plan
- Project Data
- Data Room


Define your Introduction

If you publish this portfolio to the Finance Marketplace, investors will see the summary information below and your organization's public profile. To edit your profile, [click here](#).

Save Draft

Portfolio Actions

Current Status of Capital *



■ Committed & Pending ▨ Needed

Type	Status	% of Total Cost	Amount
⊗ ■ Developer Equity	Committed	50 %	\$ 65,327.32
⊗ ⊕ Grant	<div style="border: 1px solid grey; padding: 5px;"> Select Status Committed Semi Committed Pending Needed </div>	0 %	\$ 0.00
Total		50%	\$65,327.32





Additional Short-term Capital Required

Working Capital: \$

Appliance Financing: \$

Interested in a co-development partnership?

Provide any necessary detail on funding and/or requirements

B I U    

Use this section to record any early-stage funding sources that you are pursuing but have not yet included in your capital stack above, or to provide further information about your funding progress and needs. If you have results-based funding included in your capital stack, please have the funding available about how much needed, use this



Project Group 3

Overview

Introduction

Business Plan

Organization Information

Portfolio Description

Timeline

Sources and Uses

Pro Forma

Equipment

Project Data

Data Room

Project Sites

Customers

Other Activities

Construction and O&M

Risks

Describe any innovative approaches/ideas/technologies implemented for your project sites

B *I* U     

Example description

P

19 / 3000 Characters

Provide a brief general description of the project sites included in this portfolio

B *I* U     

P

0 / 3000 Characters



Project Group 3

Overview

Introduction

Business Plan

Organization Information

Portfolio Description

Timeline

Sources and Uses

Pro Forma

Equipment

Project Data

Data Room

Project Sites

Customers

Other Activities

Construction and O&M

Risks

Provide a general description of the customer types served

B *I* U     

Example description

P

19 / 3000 Characters

Describe the customer/community relations plan for these projects

B *I* U     

How will you engage with the community, if this site is for a village or town? Do you need any local permits? What is your relationship like with community leaders or organizations?

0 / 3000 Characters

Describe your customer education and acquisition process



Project Group 3

Overview

Introduction

Business Plan

Organization Information

Portfolio Description

Timeline

Sources and Uses

Pro Forma

Equipment

Project Data

Data Room

Timeline

List the portfolio's key milestones. Add as many as you like, but make sure to cover key milestones such as securing land, permits, tariff approval, etc.

Development

	Key Milestones	Target Date	Completion Date	Description
⊗ ⊕	Milestone 1	01/24/2019 	01/25/2019 	First milestone

Capital

	Key Milestones	Target Date	Completion Date	Description
⊗ ⊕	Milestone 2	01/08/2019 	01/18/2019 	Second milestone

Key Factors that may affect timeline

B *I* U     

Key Factors that may affect timeline



Project Group 3

- Overview
- Introduction
- Business Plan
- Project Data**
- Data Room

Projects

Projects cannot be added or removed from a portfolio once created. You can always create a new portfolio from your projects list.



Project Name	Location	PV Capacity	Total CAPEX	Expected COD
Kinazi Grid	Kinazi, Rwanda	0 kW	\$110,000.00	17-Jan-2020





Project Group 3

[Overview](#)[Introduction](#)[Business Plan](#)[Project Data](#)[Data Room](#)

Document Checklist

Here is a list of suggested documentation. Check off once you've added it to your document Library. Use the Notes section to provide any helpful guidance to the investor regarding where to find information, including document titles and page numbers.

Developer Information



Developer Information

- Corporate org chart
- Capitalization table
- Financial statements for last three years
- Current and future capital raising plans
- CVs of leadership team
- Certifications

Notes

Project Approvals



MAS submission

Overview

Introduction

Business Plan

Project Data

Data Room

Define your Introduction

If you publish this portfolio to the Finance Marketplace, investors will see the summary information below and your organization's public profile. To edit your profile, [click here](#).

Save Draft

Portfolio Actions ▾

[Publish to Marketplace](#)

[Submit Proposal](#)

Total Portfolio Cost: \$130,654.65

Current Status of Capital *

\$0 / 0%  \$130,654.65 / 100%

■ Committed & Pending ▨ Needed

Type	Status	% of Total Cost	Amount
⊗  Developer Equity	Committed ▾	50 %	\$ 65,327.32
⊗ ⊕  Grant	Needed ▾	50 %	\$ 65,327.32
Total		100%	\$130,654.64






Additional Short-term Capital Required

Working Capital: \$

Appliance Financing: \$

Interested in a co-development partnership?

Provide any necessary detail on funding and/or requirements

B *I* U     



MAS submission

Overview

Introduction

Business Plan

Project Data

Data Room

Definition

If you publish this portfolio and your organization is not an investor, you will be able to send this portfolio to an investor.

Submit Proposal

Who would you like to send this portfolio to?

-- select --

Before sending your portfolio to this investor, ensure that you have viewed their profile and that they are a good match for your funding requirements. Note that all sections of the portfolio will be shared with the investor.

Are you ready to submit this portfolio? It will not be editable after submission.

Cancel Submit

<input type="checkbox"/>	<input checked="" type="checkbox"/>	Developer Equity	Committed	50	%	\$	65,327.32
<input type="checkbox"/>	<input checked="" type="checkbox"/>	Grant	Needed	50	%	\$	65,327.32
Total				100%			\$130,654.64

Provide any necessary detail on funding and/or requirements

B I U

Save Draft

Portfolio Actions

Term Capital Required

\$

\$

Appliance Financing:

Interested in a co-development partnership?



MAS submission

Overview

Introduction

Business Plan

Project Data

Data Room

Definition

If you publish
and your organization

Total

Current

Total

Provided

B

Submit Proposal



Who would you like to send this portfolio to?

- ✓ -- select --
- Dudley Microgrid
- EMac Microgrid
- Mythili - QA
- Odyssey Energy Solutions
- Odyssey Energy Solutions-Developer
- Odyssey Energy Solutions-Finance
- Odyssey Energy Solutions-Tender
- Odyssey Energy Solutions-Vendor
- REA Nigeria**
- Regression Organization
- SampleOrganization 1
- SampleOrganization 2
- SampleOrganization 3
- SampleOrganization 4
- SampleOrganization 5
- SampleOrganization 6
- SampleOrganization 7
- SampleOrganization 8
- SampleOrganization 9

Save Draft

Portfolio Actions

Term Capital Required

\$

Financing:

\$

Is this portfolio being developed in a co-development partnership?



Portfolios

Portfolios

Investor Profiles

To create a new portfolio, add projects from the [Projects Page](#)

Portfolio Name

Status

MAS submission

Shared with Investor(s)

Rural Electrification Fund - Mini-Grid Acceleration Scheme (MAS)



[REA Nigeria](#)



Introduction



Business Plan



Project Data



Data Room

Submitted



Project Group 3

Draft



Odyssey Energy Solutions-Finance

[View Investor message and details](#)

Project Group 2





Draft



Portfolios

- Portfolios
- Investor Profiles

To create a new portfolio, add projects from the [Projects Page](#)

Portfolio Name	Status
MAS submission	Shared with Investor(s) Rural Electrification Fund - Mini-Grid Acceleration Scheme (MAS) ⋮
REA Nigeria <div style="display: flex; align-items: center; gap: 10px;"> <div style="text-align: center;">  Introduction </div> <div style="text-align: center;">  Business Plan </div> <div style="text-align: center;">  Project Data </div> <div style="text-align: center;">  Data Room </div> <div style="margin-left: 20px;"> Under Review </div> </div> ⋮	
Project Group 3	Draft ⋮
Odyssey Energy Solutions-Finance	View Investor message and details
Project Group 2	Draft ⋮



Portfolios

Portfolios

Investor Profiles

To create a new portfolio, add projects from the [Projects Page](#)

Portfolio Name

Status

MAS submission

Shared with Investor(s)

Rural Electrification Fund - Mini-Grid Acceleration Scheme (MAS)



[REA Nigeria](#)



Introduction



Business Plan



Project Data



Data Room

Selected



Project Group 3

Draft



Odyssey Energy Solutions-Finance

[View Investor message and details](#)

Project Group 2










Draft



Kinazi Grid

**- OVERVIEW -**

PRE-DEVELOPMENT ▾


-  Site
-  Survey Data
-  Load
-  Generation Design
-  Distribution Design
-  Costs
-  Revenue
-  Financial
-  Summary

DEVELOPMENT ▾

 **Tracker**


OPERATIONS ▾

Tracker

[View Tracker](#)**Dashboard**[File Uploader](#)

Odyssey offers a project management application for managing all aspects of development across your team. We also offer integrations with external applications to track Key Performance Indicators (KPIs). [Contact Us](#) to learn more.



 Overview Work packages → News Members Project settings

Overview

Welcome to your demo project

We are glad you joined! We suggest to try a few things to get started in OpenProject.

Try the following steps:

1. *Invite new members to your project:* -> Go to Members in the project navigation.
2. *View the work in your project:* -> Go to Work packages in the project navigation.
3. *Create a new work package:* -> Go to Work packages -> Create.
4. *Create and update a project plan:* -> Go to Gantt charts in the project navigation.
5. *Activate further modules:* -> Go to Project settings -> Modules.
6. *Complete your tasks in the project:* -> Go to Work packages -> Tasks.

Here you will find our User Guides.

Please let us know if you have any questions or need support. Contact us: [support\[at\]openproject.com](mailto:support@openproject.com).

Project description

This is a demo project. You can edit the description in the Project settings -> Description.

Members

Project admin: Eitan Hochster; OpenProject Admin

← Work packages

Search saved views



^ FAVORITE VIEWS

Bugs

Gantt chart

Milestones

Tasks

^ DEFAULT VIEWS

All open

Assigned to me

Created by me

Gantt chart

Latest activity

Recently created

Summary

All open

+ Create

Filter 1



ID	SUBJECT	TYPE	STATUS	ASSIGNEE	
128	Project kick-off	Milestone	Scheduled	Eitan Hochster	
129	Project planning	Phase	In progress	OpenProject Admin	
130	Create a new project	Task	New	OpenProject Admin	📄 ...
131	Customize project overview page	Task	New	OpenProject Admin	
132	Activate further modules	Task	New	OpenProject Admin	
133	Invite new team members	Task	New	OpenProject Admin	
134	Create work packages	Task	New	OpenProject Admin	
135	Create a project plan	Task	New	OpenProject Admin	
136	Edit a work package	Task	New	OpenProject Admin	
137	Develop v1.0	Phase	Scheduled	OpenProject Admin	
138	Great feature	Feature	Developed	OpenProject Admin	
139	Best feature	Feature	Specified	OpenProject Admin	

(1 - 18/18)

← Work packages

Search saved views 🔍

^ FAVORITE VIEWS

- Bugs
- Gantt chart
- Milestones
- Tasks

^ DEFAULT VIEWS

- All open
- Assigned to me
- Created by me
- Gantt chart
- Latest activity
- Recently created
- Summary

All open

+ Create ▾ Filter 1 ⓘ 📄 🔄 ⋮

ID	SUBJECT	TYPE	STATUS	
128	Project kick-off	Milestone	Scheduled	
129	▼ Project planning	Phase	In progress	
130	Create a new project	Task	New	OpenProject Admin
131	Customize project overview page	Task	New	OpenProject Admin
132	Activate further modules	Task	New	OpenProject Admin
133	Invite new team members	Task	New	OpenProject Admin
134	Create work packages	Task	New	OpenProject Admin
135	Create a project plan	Task	New	OpenProject Admin
136	Edit a work package	Task	New	OpenProject Admin
137	▼ Develop v1.0	Phase	Scheduled	OpenProject Admin
138	Great feature	Feature	Developed	OpenProject Admin
139	Best feature	Feature	Specified	OpenProject Admin

- Task
- Milestone
- Phase
- Feature
- Bug

(1 - 18/18)

Work packages

Search saved views

FAVORITE VIEWS

- Bugs
- Gantt chart
- Milestones
- Tasks

DEFAULT VIEWS

- All open
- Assigned to me
- Created by me
- Gantt chart
- Latest activity
- Recently created
- Summary

All open

ID	SUBJECT	TYPE	STATUS	ASSIGNEE
128	Project kick-off	Milestone	Scheduled	Eitan Hochster
129	Project planning	Phase	In progress	OpenProject Admin
130	Create a new project	Task	New	OpenProject Admin
131	Customize project overv...	Task	New	OpenProject Admin
132	Activate further modules	Task	New	OpenProject Admin
133	Invite new team membe...	Task	New	OpenProject Admin
134	Create work packages	Task	New	OpenProject Admin
135	Create a project plan	Task	New	OpenProject Admin
136	Edit a work package	Task	New	OpenProject Admin
137	Develop v1.0	Phase	Scheduled	OpenProject Admin
138	Great feature	Feature	Developed	OpenProject Admin
139	Best feature	Feature	Specified	OpenProject Admin

(1 - 18/18)

+ Create Filter 1 [Info] [Print] [Refresh] [More]

New Task

New task

DESCRIPTION

Paragraph [B] [I] [U] [Code] [Link] [List] [Table] [Image] [Quote] [Grid]

[Undo] [Redo] [Help] [Link] [Unlink]

Description

PEOPLE

Assignee [Dropdown]

Accountable [Dropdown]

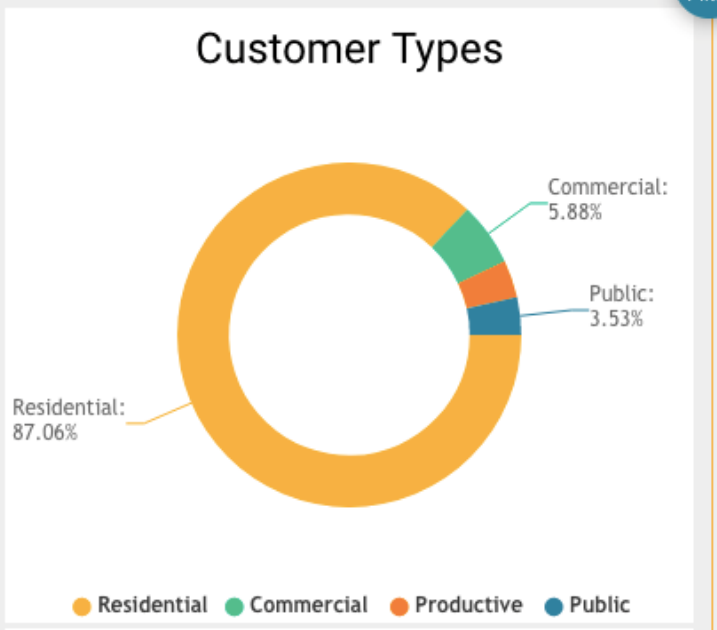
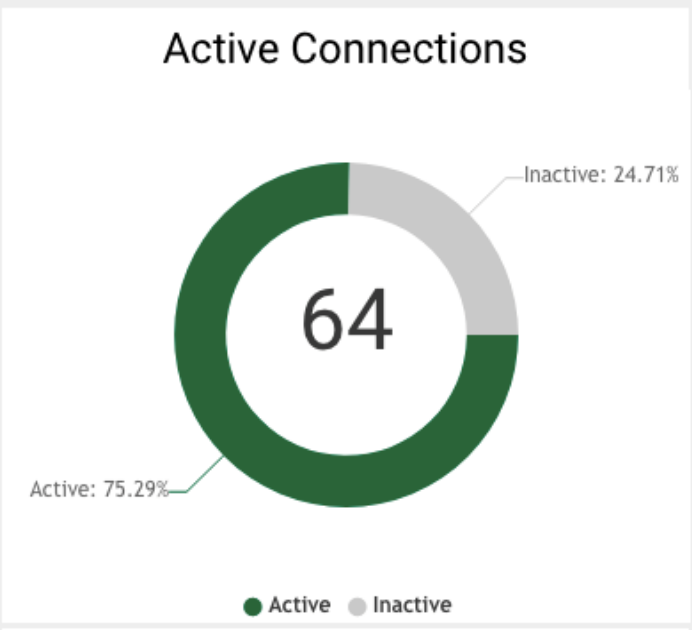
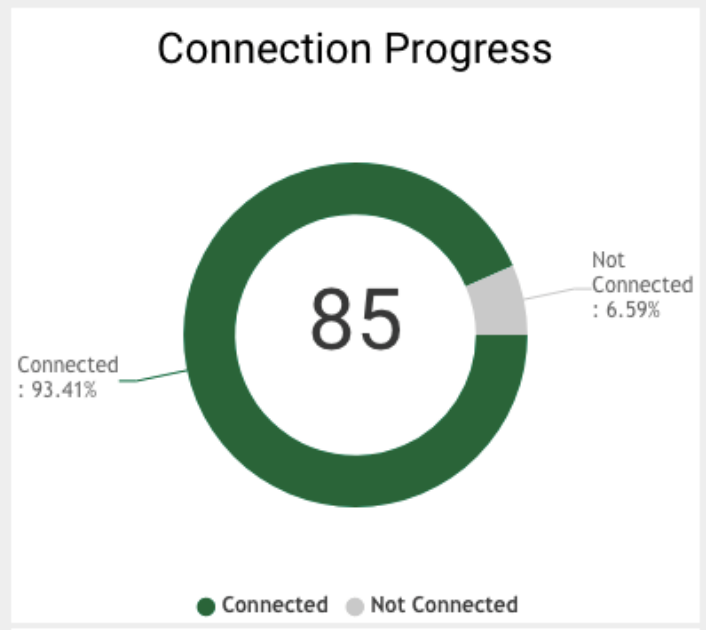
ESTIMATES AND TIME

[Save] [Cancel]

Sample Project

- PRE-DEVELOPMENT
 - Chat
 - Site
 - Survey Data
 - Load
 - Generation Design
 - Distribution Design
 - Costs
 - Revenue
 - Financial
 - Summary
- DEVELOPMENT
 - Tracker
- OPERATIONS
 - Business Analytics**

This feature is currently in Beta. Contact us to learn more about Odyssey's asset monitoring features. [Dismiss](#) for real data



0.809
Average Daily Usage Per Connection (kWh)

88%
Average Communication Uptime

100%
Average System Uptime

Click on a graph and drag to zoom into a certain time range

New Customers Connected

Average Daily Load Per Connection

Sample Project

58,779 USD

Total Revenues

42%

Total Revenue Growth

8,660 kWh

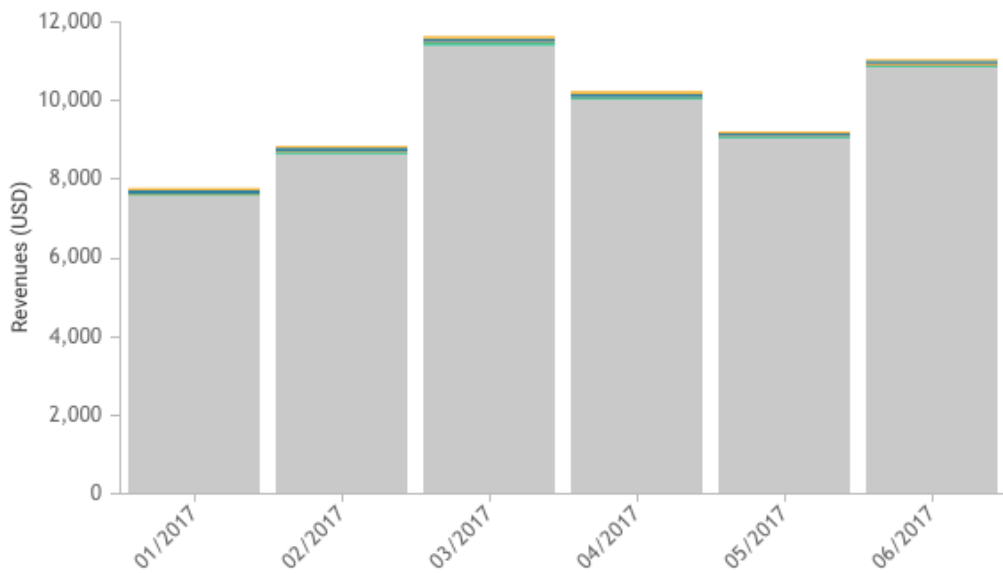
Total Consumption

42%

Total Load Growth

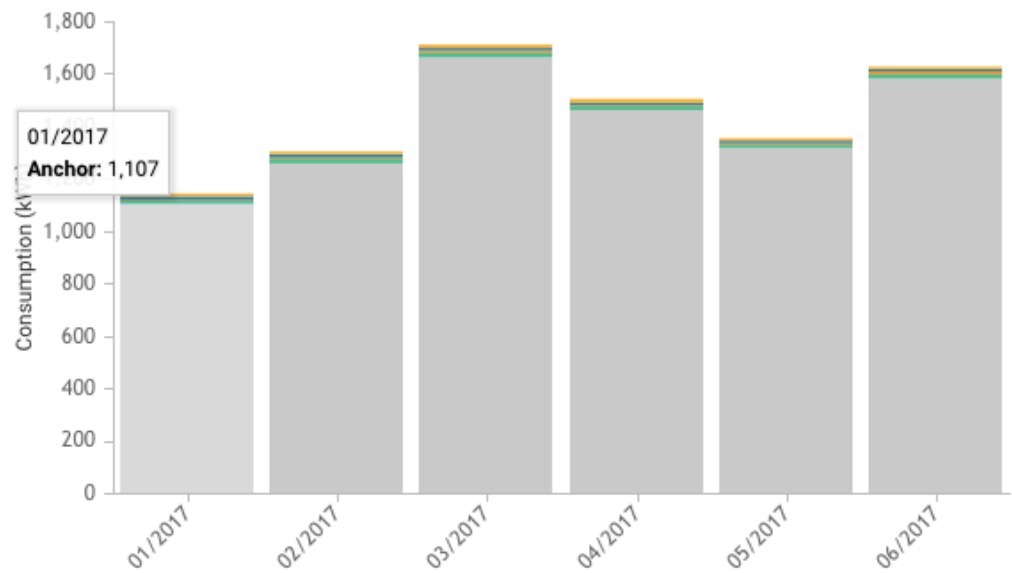


Revenues



Anchor Commercial Productive Public Residential

Consumption



Anchor Commercial Productive Public Residential

Average Revenue per User (ARPU)



Average Tariff



Sample Project

Business Analytics

System

Connections

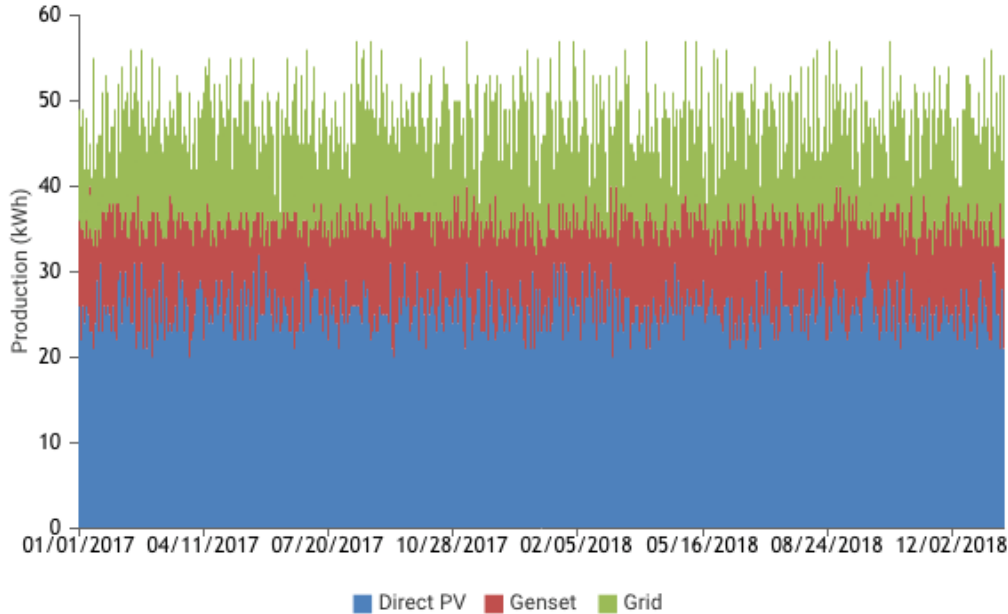
SETTINGS

System Production

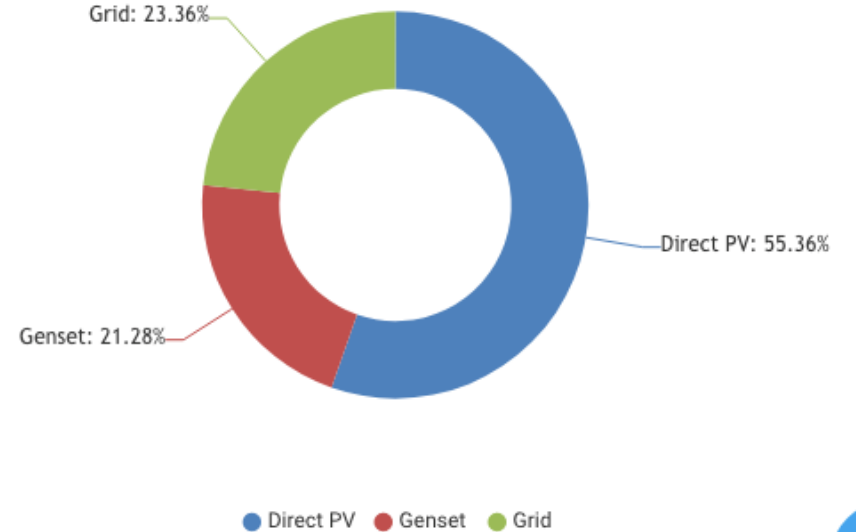
17,310.06 / 17,856
Total Hours of Service Delivered

97%
System Uptime

Daily Production



Total Production by Source



Battery System

System Performance

Filter

Menu